



# GUJCOT TRADE ASSOCIATION

MONTHLY PRESSING REPORT Dec-2022

**Dear All Cotton Friends,**

Gujcot has collected pressing figures from all ginners and compiled data to serve whole trade. In this mission we get valuable support from many of our trade personalities. We Gujcot team is very thankful to all helping hands, who worked directly or indirectly, with their valuable support, we are able to put real time pressing figures. We thank all Gujarat Ginners for their cooperating with Gujcot team to share their pressing figures. We hope the whole Textile value Chain will be benefitted by these data and will help us in future to achieve our goal to serve our cotton trade.

## **Report Sponsors:**

Click on Sponsor's Logo to visit Sponsor's Website



**SHYAM GROUP  
OF COMPANIES**



"eCotton - domestic"-Mobile Application  
Cotton Bales Trading Platform  
For Ginners, Spinners, Traders, Exporters & Brokers





# GUJCOT TRADE ASSOCIATION

MONTHLY PRESSING REPORT      Dec-2022

## Summary

- During the month of Dec Gujarat has pressed 10,39,332 Bales (S-6 10,39,332 Bales and there was no pressing of V-797), which is equivalent to total 9,90,422 Bales of 170 Kgs. (Shankar 9,90,422 Bales).
- Cumulative Pressing in running bales till 31st Dec is 24,71,564 Running Bales of Shankar 6 and there was no pressing of V-797, Total Pressing 24,71,564 Bales. So, the statistical bales of 170 Kg. is 23,55,255 Bales of Shankar 6.
- Average pressing per day was 33,527 Running Bales and 31,949 Bales 170 Kg. for 31 days.
- During the month of Dec Total active ginning factories were 529 (Saurashtra 343, North Gujarat 148, Main Line 28 and Kutch 10).



# GUJCOT TRADE ASSOCIATION

MONTHLY PRESSING REPORT Dec-2022

Gujcot Trade Association						
Gujarat Pressing Summary 31-Dec-2022						
2022-23	CUMULATIVE PRESSING (IN 170 Kgs)					
	Dec-21	Nov-22	Dec-22	M/M Change (In Bales)	Y/Y Change (In Bales)	Y/Y Change ( In % )
Shankar 6						
Saurashtra	21,90,153	8,82,935	15,05,276	6,22,341	-6,84,877	-31.27%
North Gujarat	8,10,697	3,48,715	6,00,499	2,51,784	-2,10,198	-25.93%
Main Line	2,04,978	72,233	1,50,374	78,141	-54,604	-26.64%
Kutch	1,03,204	60,950	99,106	38,156	-4,098	-3.97%
<b>Total</b>	<b>33,09,031</b>	<b>13,64,833</b>	<b>23,55,255</b>	<b>9,90,422</b>	<b>-9,53,776</b>	<b>-28.82%</b>
V-797						
<b>Total</b>	<b>33,09,031</b>	<b>13,64,833</b>	<b>23,55,255</b>	<b>9,90,422</b>	<b>-9,53,776</b>	<b>-28.82%</b>
Remark : Daily Pressing Average 33,527 RB - 31,949 170 Kg Bales						

Pressing in Running Bales						
Zone	As On 31-12-2022 (Cumulative)			During Dec 2022 (Monthly)		
	Shankar-6	V 797	Total	Shankar-6	V 797	Total
Saurashtra	15,79,611		15,79,611	6,53,074		6,53,074
North Gujarat	6,30,153		6,30,153	2,64,218		2,64,218
Main Line	1,57,800		1,57,800	82,000		82,000
Kutch	1,04,000		1,04,000	40,040		40,040
<b>Total</b>	<b>24,71,564</b>		<b>24,71,564</b>	<b>10,39,332</b>		<b>10,39,332</b>

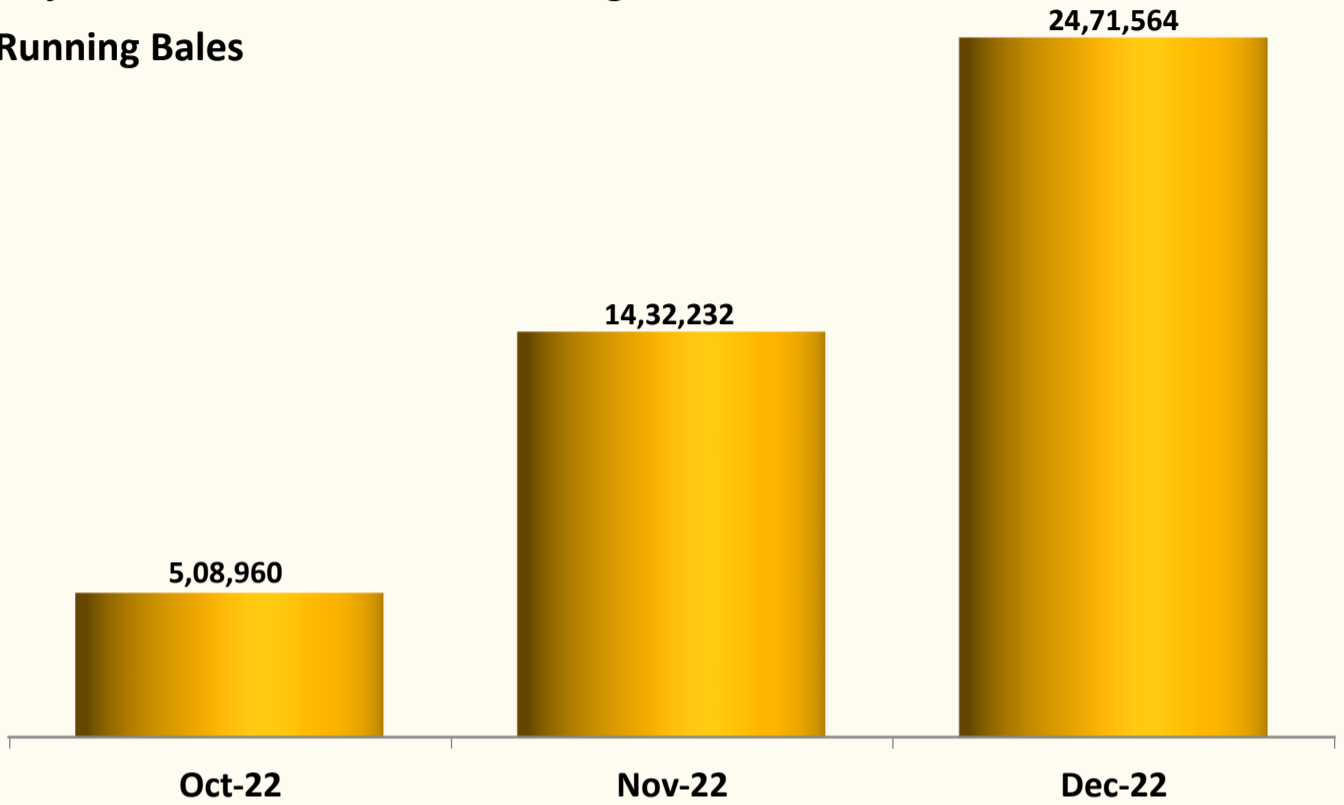


# GUJCOT TRADE ASSOCIATION

MONTHLY PRESSING REPORT Dec-2022

## Gujarat Cumulative Cotton Pressing

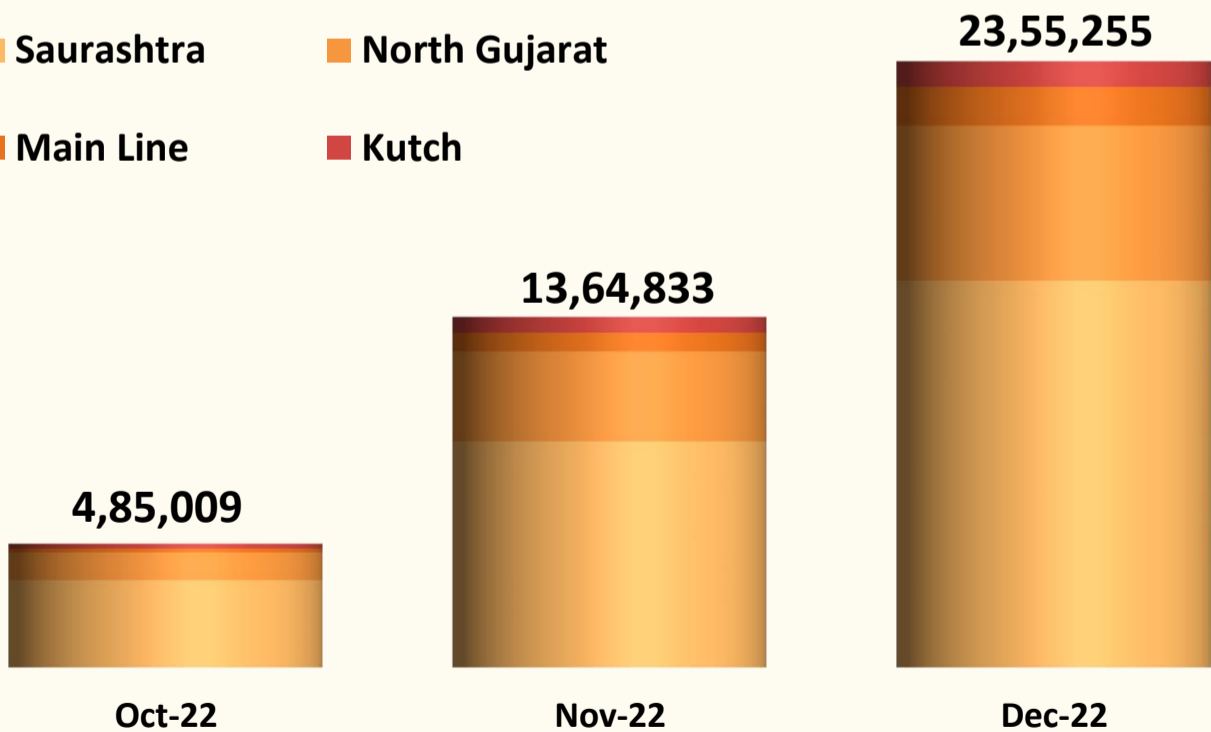
Running Bales



## Gujarat Cumulative Pressing

In 170 Kg

- Saurashtra
- North Gujarat
- Main Line
- Kutch



SHYAM GROUP OF COMPANIES

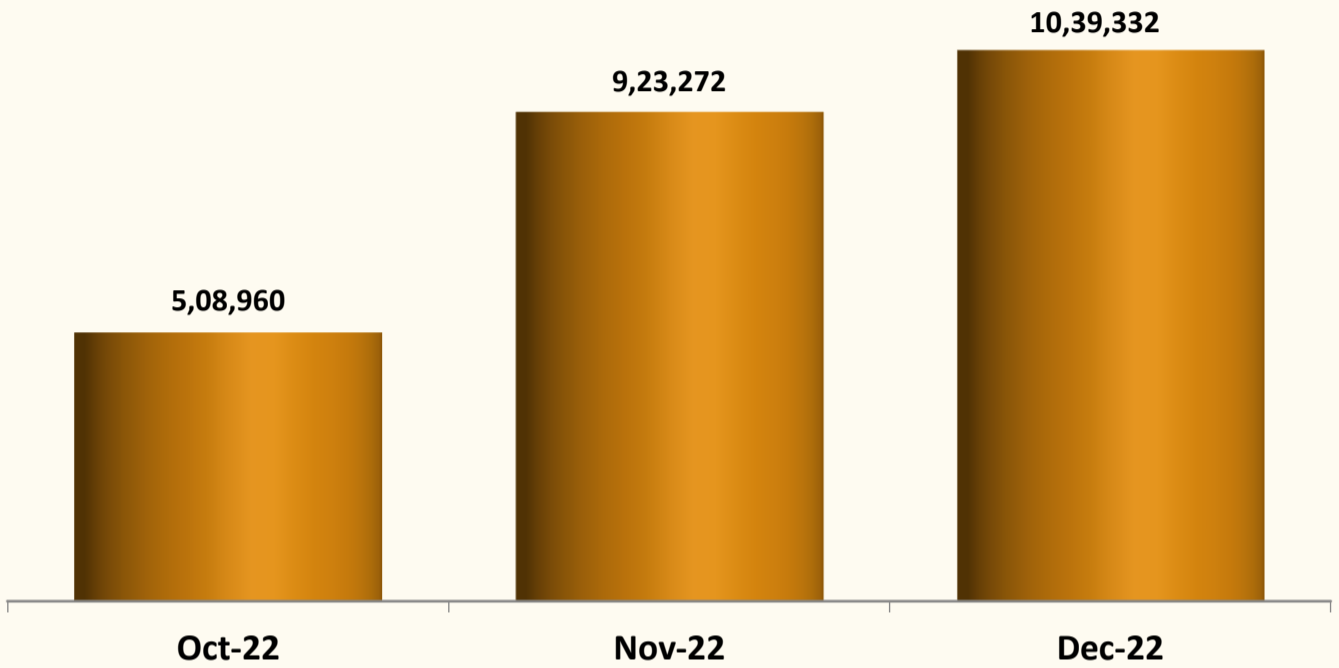


# GUJCOT TRADE ASSOCIATION

MONTHLY PRESSING REPORT Dec-2022

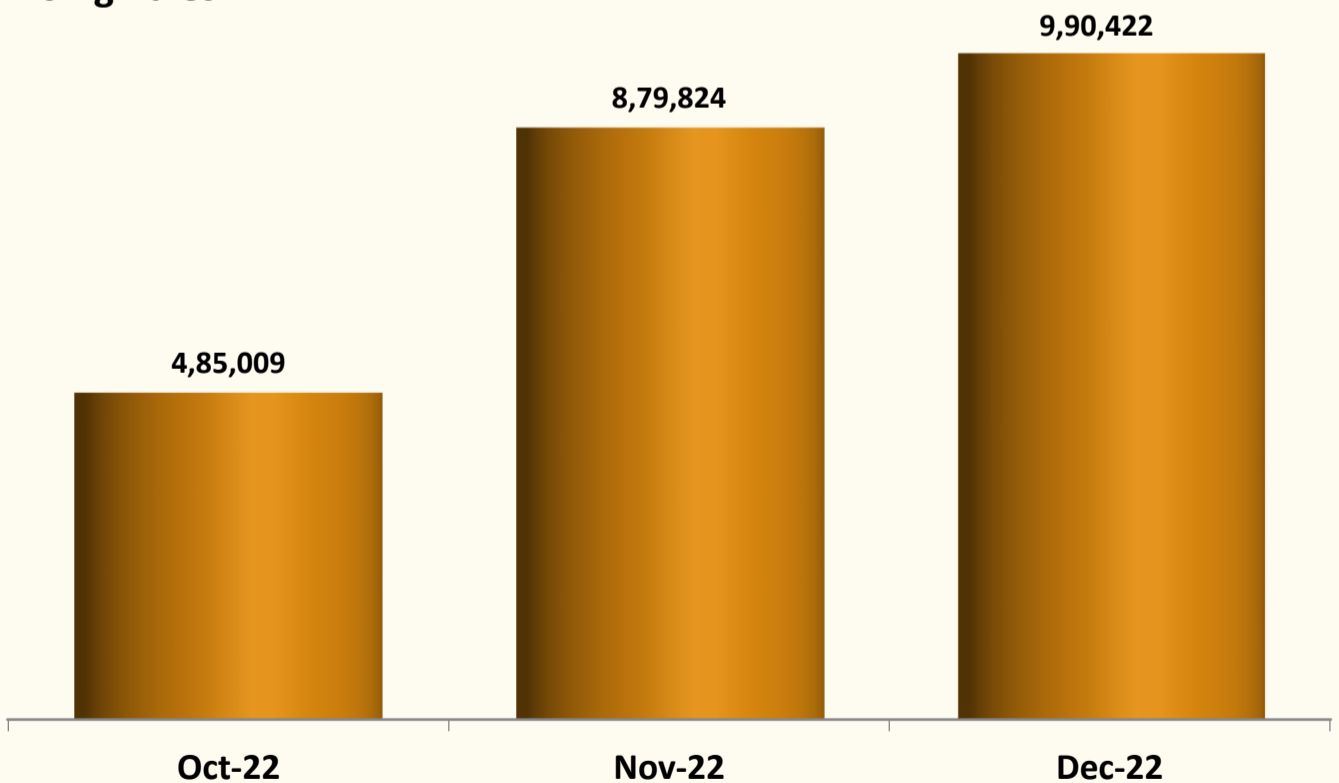
## Gujarat Monthly Cotton Pressing

### Running Bales



## Gujarat Monthly Cotton Pressing

### 170 Kg Bales



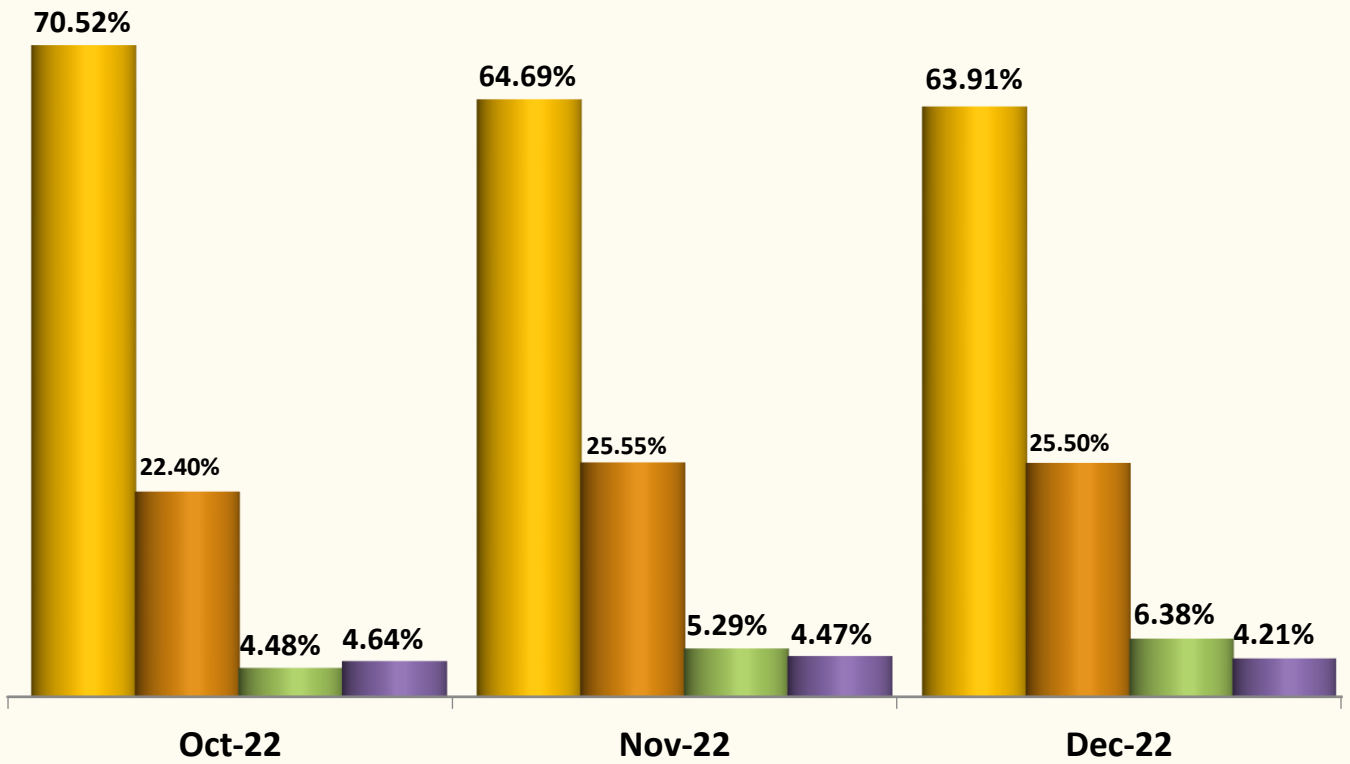


# GUJCOT TRADE ASSOCIATION

MONTHLY PRESSING REPORT Dec-2022

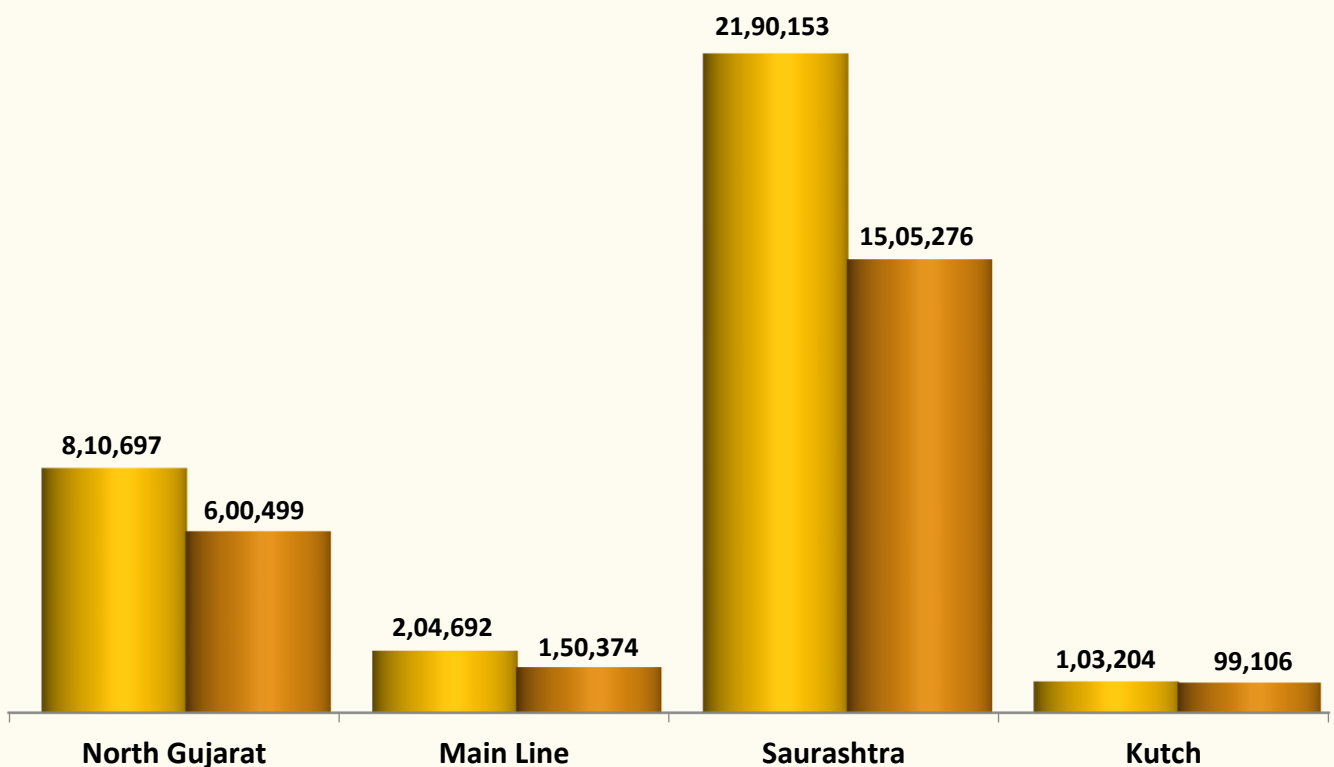
## Zone Wise Gujarat Cotton Pressing in RB

■ Saurashtra    ■ North Gujarat  
■ Main Line    ■ Kutch



## Zone Wise Gujarat Cotton Pressing in 170 Kg Bales

■ 2021-2022    ■ 2022-2023





# GUJCOT TRADE ASSOCIATION

MONTHLY PRESSING REPORT Dec-2022

Saurashtra						
Station	Dec-21	Nov-22	Dec-22	MoM Change	YoY Change	Fact. In Operation
Amreli	1,33,900	51,550	82,050	30,500	-51,850	20
Babra	1,20,125	37,510	65,200	27,690	-54,925	19
Botad	2,88,300	1,34,550	2,09,820	75,270	-78,480	48
Chotila	57,002	20,064	33,529	13,465	-23,473	3
Chuda	10,450	4,500	13,300	8,800	2,850	4
Damnagar	3,900	1,800	3,550	1,750	-350	2
Dhasa	2,11,100	83,870	1,33,970	50,100	-77,130	37
Dhoraji-Upleta	18,400	12,300	22,550	10,250	4,150	7
Dhrangadhra-Halvad	1,37,600	85,200	1,33,588	48,388	-4,012	14
Gariyadhar	25,900	5,500	13,100	7,600	-12,800	5
Gondal	84,285	23,550	47,025	23,475	-37,260	12
Jamkandorna	14,100	500	5,600	5,100	-8,500	2
Jamnagar-Falla	1,62,523	87,049	1,61,762	74,713	-761	22
Jasdan	98,800	32,750	59,800	27,050	-39,000	12
Jetpur	30,000	21,000	36,500	15,500	6,500	3
Kuvadava	10,000	8,000	12,600	4,600	2,600	2
Lakhtar	15,100	4,300	5,700	1,400	-9,400	1
Limbdi	25,900	8,100	15,500	7,400	-10,400	4
Mahuva	62,900	25,125	38,225	13,100	-24,675	11
Manavadar	81,400	37,461	68,822	31,361	-12,578	26
Morbi	84,600	28,900	54,000	25,100	-30,600	9
Palitana	10,500	2,400	3,000	600	-7,500	1
Porbandar	800	500	1,000	500	200	1
Rajula	18,800	10,000	16,600	6,600	-2,200	3
Savarkundala	25,200	7,000	12,700	5,700	-12,500	4
Shapar	49,000	19,300	32,300	13,000	-16,700	6
Surendranagar	78,500	43,900	68,600	24,700	-9,900	4
Talaja	48,624	21,600	36,650	15,050	-11,974	15
Tankara-Neknam	1,94,900	55,080	96,900	41,820	-98,000	22
Targhadi	47,700	6,400	19,900	13,500	-27,800	7
Tramba-Sardhar	17,500	2,000	8,200	6,200	-9,300	1
Una	27,900	13,500	23,100	9,600	-4,800	6
Wankaner	1,02,600	31,278	44,470	13,192	-58,130	10
<b>TOTAL</b>	<b>22,98,309</b>	<b>9,26,537</b>	<b>15,79,611</b>	<b>6,53,074</b>	<b>-7,18,698</b>	<b>343</b>



# GUJCOT TRADE ASSOCIATION

MONTHLY PRESSING REPORT Dec-2022

North Gujarat						
Station	Dec-21	Nov-22	Dec-22	MoM Change	YoY Change	Fact. In Operation
Visnagar	51,900	23,800	37,295	13,495	-14,605	7
Vijapur-Mansa	1,47,650	66,900	1,13,525	46,625	-34,125	29
Harij	57,179	49,256	84,246	34,990	27,067	17
Radhanpur	27,500	11,800	19,800	8,000	-7,700	5
Idar-Sabarkantha	1,522	2,000	4,400	2,400	2,878	2
Idar-Raiya						
Himmatnagar	16,000	10,500	20,300	9,800	4,300	4
Vadali-Sadatpura	100	2,500	5,200	2,700	5,100	1
Khedbrahma						
Kapadwanj	14,000	10,700	18,000	7,300	4,000	3
Viramgam	9,529	5,600	9,255	3,655	-274	3
Kadi	4,79,350	1,63,479	2,83,174	1,19,695	-1,96,176	58
Mandal-Bahucharaji		4,500	6,500		6,500	1
Bavla	2,500	1,000	3,500	2,500	1,000	1
Dholka	8,900	1,700	3,900	2,200	-5,000	2
Dhandhuka	32,801	12,000	20,558	8,558	-12,243	14
Talod	1,800	200	500	300	-1,300	1
<b>TOTAL</b>	<b>8,50,731</b>	<b>3,65,935</b>	<b>6,30,153</b>	<b>2,64,218</b>	<b>-2,20,578</b>	<b>148</b>

**e-Cotton**

"eCotton - domestic" - Mobile Application  
Cotton Bales Trading Platform  
For Ginners, Spinners, Traders, Exporters & Brokers





# GUJCOT TRADE ASSOCIATION

MONTHLY PRESSING REPORT Dec-2022

## Main Line

Station	Dec-21	Nov-22	Dec-22	MoM Change	YoY Change	Fact. In Operation
Karjan	36,300	22,800	42,000	19,200	5,700	3
Dabhoi						
Golagamdi						
Handod	18,500	8,100	18,300	10,200	-200	5
Bodeli	43,000	8,700	20,400	11,700	-22,600	8
Kosindra	4,500	3,200	5,500	2,300	1,000	2
Pavijetpur	13,900	3,300	9,800	6,500	-4,100	2
Kaledia	57,800	22,600	43,700	21,100	-14,100	5
Palej	2,800	1,900	6,800	4,900	4,000	2
Bharuch	8,600				-8,600	
Mandala	11,000	5,200	11,300	6,100	300	1
Nizar	18,000				-18,000	
Hansot						
Badalpur	700				-700	
Sinor						
Olpad						
Valiya						
Samlaya						
<b>TOTAL</b>	<b>2,15,100</b>	<b>75,800</b>	<b>1,57,800</b>	<b>82,000</b>	<b>-57,300</b>	<b>28</b>

## Kutch

Station	Dec-21	Nov-22	Dec-22	MoM Change	YoY Change	Fact. In Operation
Abdasa	12,400	4,900	7,750	2,850	-4,650	1
Anjar	69,400	46,009	74,450	28,441	5,050	6
Bhuj	10,300	4,251	7,500	3,249	-2,800	1
Mandvi	16,200	8,800	14,300	5,500	-1,900	2
Nakhatrana						
Rapar						
<b>TOTAL</b>	<b>1,08,300</b>	<b>63,960</b>	<b>1,04,000</b>	<b>40,040</b>	<b>-4,300</b>	<b>10</b>





# GUJCOT TRADE ASSOCIATION

MONTHLY PRESSING REPORT

Dec-2022

Again Team Gujcot thanks our direct and indirect helpers.

## For Data Collection

We are thankful to

Shri Manishbhai - Anjar

Shri Mukeshbhai Purohit

Nileshbhai - Manager SGA

Premjibhai - Manavadar

Kalpeshbhai - Manager

Gujcot Trade Association

## For Data Verification

We are thankful to

Shri Jatinbhai - Vijapur

Shri Sujalbhai

Shri Pravinbhai

Shri Jagdishbhai Soni

Shri Chetanbhai Shree Gita Group - Morbi

Shri Kishorbhai - Talaja

Shri Jaytibhai -Botad

Once again thanks to whole Gujarat Cotton value chain for their co-operation.

**For, Gujcot Trade Association**

**Akash Shah**

[President]

**For, Gujcot Trade Association**

**Ajay Shah**

[Secretary]

**Report Sponsors:**

[Click on Sponsor's Logo to visit Sponsor's Website](#)



**SHYAM GROUP  
OF COMPANIES**

